

ISSN 2310-1008

Ukrainian Journal of Food Science

***Volume 2, Issue 1
2014***

Kyiv 2014

Ukrainian Journal of Food Science publishes original research articles, short communications, review papers, news and literature reviews.

Topic covered by the journal include:

Food engineering	Food nanotechnologies
Food chemistry	Food processes
Biotechnology, microbiology	Economics and management
Physical property of food	Automation of food processes
Food quality and safety	Food packaging
Health	

Periodicity of the journal 2 issues per year (June, December).

Studies must be novel, have a clear connection to food science, and be of general interest to the international scientific community.

The editors make every effort to ensure rapid and fair reviews, resulting in timely publication of accepted manuscripts.

Ukrainian Journal of Food Science is Abstracted and indexed by bases:

Index Copernicus (2014), Google Scholar (2013), Directory of Research Journal Indexing (DRJI) (2014), Universal Impact Factor (2014).

Reviewing a Manuscript for Publication. All scientific articles submitted for publication in “Ukrainian Journal of Food Science” are double-blind reviewed by at least two academics appointed by the Editors' Board: one from the Editorial Board and one independent scientist.

Copyright. Authors submitting articles for publication warrant that the work is not an infringement of any existing copyright and will indemnify the publisher against any breach of such warranty. For ease of dissemination and to ensure proper policing of use papers and contributions become the legal copyright of the publisher unless otherwise agreed.

Academic ethics policy. The Editorial Board of "Ukrainian Journal of Food Science" follows the rules on academic writing and academic ethics, according to the work by Miguel Roig (2003, 2006) "Avoiding plagiarism, self-plagiarism, and other questionable writing practices. A guide to ethical writing". The Editorial Board suggests to potential contributors of the journal, reviewers and readers to dully follow this guidance in order to avoid misconceptions in academic writing.

For a full guide for Autor please visit website at <http://ukrfoodscience.ho.ua>

Editorial office address:
National University of Food Technologies
Volodymyrska str., 68
Kyiv 01601
Ukraine

E-mail:
Ukrfoodscience@meta.ua

Ukrainian Journal of Food Science

Editorial board

Editor-in-Chief:

Sergii Ivanov, Ph. D. Hab., Prof., *National University of Food Technologies, Ukraine*

Members of Editorial board:

Aleksandr Ivanov, Ph. D. Hab., Prof., *Mogiliov State University of Food, Belarus*

Aleksandr Mamtsev, Ph. D. Hab., Prof., *the Branch of Moscow State University of Technologies and Management, Meleuz, Bashkortostan, Russia*

Anatolii Saiganov, Ph. D. Hab., Prof., *Institute of System Research in Agroindustrial Complex of NAS of Belarus*

Andrzej Kowalski, Ph.D., Prof., *Institute of Agricultural and Food Economics - National Research Institute, Poland*

Antonella Dorochovich, Ph. D. Hab., Prof., *National University of Food Technologies, Ukraine*

Galyna Simakhina, Ph. D. Hab., Prof., *National University of Food Technologies, Ukraine*

Ivan Malezhik, Ph. D. Hab., Prof., *National University of Food Technologies, Ukraine*

Nataliia Skopenko, Ph. D. Hab., *National University of Food Technologies, Ukraine*

Liviu Gaceu, Ph.D., Prof., *Transilvania University of Brasov, Romania*

Mark Shamtsian, PhD, As. Prof, *St. Petersburg State Technological Institute, Russia*

Mykola Sichevskii, Ph. D. Hab., Prof., *Institute of Food Resources of National Academy of Sciences of Ukraine*

Oleksandr Shevchenko, Ph. D. Hab., Prof., *National University of Food Technologies, Ukraine*

Oleksandr Seriogin, Ph. D. Hab., Prof., *National University of Food Technologies, Ukraine*

Olena Grabovska, Ph. D. Hab., Prof., *National University of Food Technologies, Ukraine*

Olena Sologub, Ph. D. Hab., Prof., *National University of Food Technologies, Ukraine*

Tamara Govorushko, Ph. D. Hab., Prof., *National University of Food Technologies, Ukraine*

Stanka Damianova, Ph.D., *University of Ruse, Branch Razgrad, Bulgaria*

Tetiana Mostenska, Ph. D. Hab., Prof., *National University of Food Technologies, Ukraine*

Tetiana Pyrog, Ph. D. Hab., Prof., *National University of Food Technologies, Ukraine*

Zapriana Denkova, Ph. D. Hab., Prof., *University of Food Technologies, Bulgaria*

Oleksii Gubenia (*managing editor*), Ph.D., As. Prof., *National University of Food Technologies, Ukraine*

Contents

Food technologies	6
<i>Irina Kyshenko, Oleksandr Donets, Yulia Kryzhova</i> The study of properties of a raw meat product during salting by brines.....	6
<i>Olena Grek, Olena Krasulia, Oleksandr Savchenko, Alla Petrina</i> Fatty acid composition of dairy fat products of vegetable origin	14
<i>Mariya Zholdosh, Evgeniya Shemanska, Irina Radzievska</i> Modeling composition of the mixed oils by blending	22
<i>Iryna Panasiuk, Svitlana Danylenko, Galyna Cherednichenko</i> Screening strains for fermentation of meat raw material	29
<i>Lyudmyla Peshuk, Oleg Halenko, Nina Budnyk</i> Rational use of the collagen	35
<i>Natalya Chernob, Georgii Stankevych, Sophya Osolina, Oleksandra Nikitina</i> The optimization of conditions for obtaining food supplement with the adaptogenic activity from <i>Agaricus bisporus</i>	43
Biotechnology, microbiology	52
<i>Mykola Ivahniuk, Tetyana Pirog</i> Intensification of microbial exopolysaccharide ethapolan synthesis under <i>Acinetobacter</i> sp. IMV B-7005 cultivation on sunflower oil.....	52
Food chemistry	58
<i>Olena Podobiy, Svitlana Bondarenko, Anastasia Yarosh, Marina Ladonko</i> Extracting P - vitamin complex from green tea leaves	58
<i>Maksym Polumbryk, Vira Ischenko, Oleg Polumbryk</i> Determination of trace elements (Cr, Al, Pb) by atomic absorption in natural water of Kyiv	65
Processes and equipment of food productions	73
<i>Vitalii Shutiuk, Oleksandr Bessarab, Temenuzhka Haralanova, Sergii Vasylenko</i> Analysis of the process of formation of n-nitrosodimethylamine in brewer's malt.....	73
<i>Oleksandr Kravchenko, Yuliya Telychkun, Volodymyr Telychkun</i> Perfection of equipment for improvement of dough semi finished.....	81

<i>Oleksandr Gavva, Ludmyla Kryvoplyas-Volodina, Mykola Maslo</i> Scientific bases of method of synthesis for the structure of machines that provide packing process by foodstuffs.....	89
Automatization of technological processes	98
<i>Volodymyr Shesterenko, Igor Izvolenskiy, Oleg Mashchenko, Oleksandra Shesterenko</i> Optimization of power supply system at food production enterprises.....	98
<i>Olga Mazurenko, Valerii Samsonov</i> Calculation of final heating temperature of turbogenerator stator winding for control over development of winding thermal damage.....	106
<i>Volodymyr Fedorov, Oleg Kepko, Oleksandr Skarboviychuk</i> Returning heat flow during thermal treatment of food.....	118
Life safety	124
<i>Olga Evtushenko</i> An increasement of general occupational safety level at food industry plants	124
<i>Nataliya Volodchenkova, Oleksandr Hivrych, Mariika Petrova</i> Modeling of risk of hazardous industrial facilities in emergencies	136
Abstracts	144
Instructions for authors	169

Returning heat flow during thermal treatment of food

Volodymyr Fedorov¹, Oleg Kepko¹, Oleksandr Skarboviychuk²

1 - Uman' national university of horticulture, Uman', Ukraine

2 - National University of Food Technology, Kyiv, Ukraine

Abstract

Keywords:

Thermal
Treatment
Heatmeter
Ballast
Heat flux

Article history:

Received 22.12.2013

Received in revised
form

16.05.2014

Accepted 30.06.2014

Corresponding author:

Oleksandr
Skarboviychuk
E-mail:
alex_skarb@gmail.com

Introduction. Adaptation of newest thermophysical measuring devices permit to receive a new information concerning to technological processes, so permit to use sparingly of energy and raw materials.

Materials and methods. Highly sensitive and fast-response compact heat meter – disc diameter of 20 mm and a thickness of 1,2 mm – was used during study of hard cheese ripening. The temperature of air in camera was $10 \pm 0,25^\circ\text{C}$ in accordance with regulations.

Results and discussion. Result of direct measurement of heat flux with heat meter, which was mounted at the top center surface of the piece of a green cheese is unexpected: near 30 % of the heat which is released in the cheese and discharging with the cooling air is returned to the cheese. Return of heat to cheese is a ballast load for the chiller of ripening cheese chamber. Its elimination or minimization is a source of energy and resources saving. The fact that the return (inverse) of the heat flow in the refrigeration of food processing was not known in the world of science. Ballast heat fluxes can occur in the heat treatment of food products, for example, during stabilization of the surface layer of cooked sausages with oscillating infrared roasting. Inversion heat flow occurs when the heat meter is on the opposite side (in shadow) of the transmitter. The selection of the coagulation time and the voltage on the emitter managed to reduce ballast heat flux in the central layers to one-third and the inverse flow of these layers - to zero. The maximum heat flux (and with it the total energy consumption) is reduced by 15-20 %. The cooling process is necessary to make special arrangements. Reducing the temperature control range during refrigerating treatment would reduce the amount of heat ballast, but would be reduced in proportion and amount of heat withdrawn per cycle "on-off". Reduced cycle time would lead to more rapid wear of chiller parts. If is not possible, you need to install a thermostatic switch as far as possible from the chilled goods.

Conclusion. Established fact that the possibility of ballast heat flows - one more argument in favor of a change to absorption chillers with heat recovery, the potential of which is large enough for any food enterprises, including dairy and cheese factory.

Introduction

Ripening is a very involved process in which the microbes present in the green cheese slowly change the chemical composition and so its texture and flavor. The change is overwhelmingly in the direction of dismantling complex organic molecules into simpler, smaller ones: lactose into lactic acid and carbon dioxide, fats into fatty acids, proteins into smaller chains of amino acids, individual amino acids, and even ammonia (NH_3) [1]. These and other exothermic processes are the reason for organization of continuous heat elimination from cheese.

Materials and methods

Technological parameters of food products (outward appearance, structure, fat and moisture content, et cetera) are closely connected with their thermal properties (intensity of heat transport, thermal conductivity, reflecting property and soon). This connection was demonstrated in [2] with adducing instances from dairy industry. Some of physical properties are typical technological characteristic at the same time – temperature, density, viscosity, temperature of melting or boiling [3]. Adaptation of newest thermophysical measuring devices permit to receive a new information concerning to technological processes, so permit to use sparingly of energy and raw materials.

Highly sensitive and fast-response compact heat meter – disc diameter of 20 mm and a thickness of 1,2 mm – was used during study of hard cheese ripening [4]. The temperature of air in camera was $10 \pm 0,25$ °C in accordance with regulations.

Direct measurement of heat flux q , W/m^2 with heat meter, which was mounted at the top center surface of the piece of a green cheese with paraffin, for 22 th day of ripening, gave the curve taken on Fig.1. Result is unexpected: near 30 % of the heat which is released in the cheese and discharging with the cooling air is returned to the cheese.

Result and discussion

Return of heat to cheese is a ballast load for the chiller of ripening cheese chamber. Its elimination or minimization is a source of energy and resources saving.

To our knowledge, the fact that the return (inverse) of the heat flow in the refrigeration of food processing was not known either in domestic or in the world of science.

Perhaps this is due to the fact that this information was first obtained by direct measurement of the heat flux. Heat meter responds not only to turn on and off the refrigeration unit, but the fluctuation of the heat flow rate due to changes in the velocity of cooling air flowing around cheese, which are difficult to graphically display performance in computer graphics.

Ballast heat fluxes can occur not only in the refrigeration, but in the heat treatment of food products. For example, the results presented of the study of on Fig. 2 and 3 the process of stabilization of the surface layer of cooked sausages with oscillating infrared roasting. Heat meter diameter of 14 mm and a thickness of 1.5 mm was fixed at the inner side of the hollow cylinder, wherein the extrusion molded loaf recipe for milk sausage, and a second similar calorimeter under the surface layer 2.5 mm thick meat. After electric coagulation the piece of sausage loaf removed from the cylinder and placed in a heat chamber model for rotating cylindrical support. Energy supply to sausage was made with an infrared emitter (Fig. 2). The stabilization time of the surface layer (roasting) was 5 - 7 min, speed of the rotation - approximately 1 rev / min.

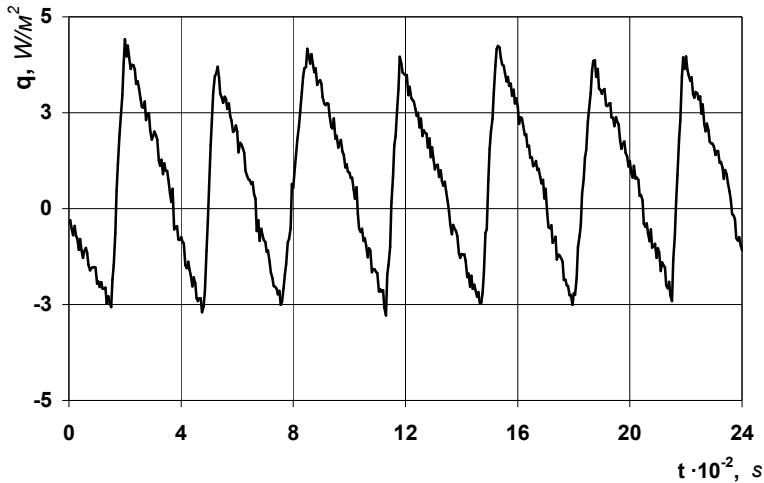


Fig. 1. The heat flux through the surface layer of the cheese during ripening.

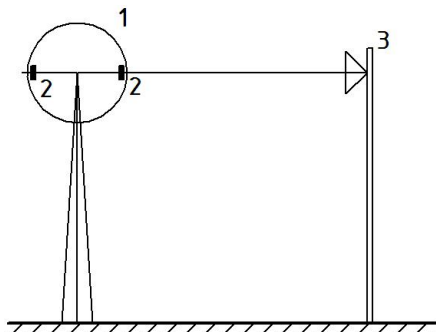


Fig. 2. Scheme of infrared stabilizing surface layer sausage

- 1 - long loaf sausage
- 2 - heat meters
- 3 - emitter.

Two heat meters were placed on opposite sides of the cylindrical sausage, so that when the signal of one of them is maximal (against the emitter), the second - close to the minimum or even negative (Fig. 3). Inversion heat flow occurs when the heat meter is on the opposite side (in shadow) between the transmitter and the ambient temperature is lower than the surface of the specimen. Thus, the cause of the reverse flow of heat is the same as in the cheese ripening - temperature difference "product surface - surrounding air" changes sign.

With the initial roasting regime parameters: temperature sausage after coagulation of 62 ° C, the maximum heat flux through the surface of the specimen 3 - 3.3 kW/m² (curve 1 on Fig. 3)-unnecessary for technology transit flow to the deeper layers (curve 2 Fig. 3) make up to two

thirds of the resulting flow through the surface. Inversion of heat flow with heat meters is fixed not only on the surface of the sausage, but at a depth of 2.5 mm. The selection of the coagulation time and the voltage on the emitter managed to reduce ballast heat flux in the central layers to one-third (curve 1 in Fig. 4), and the inverse flow of these layers - to zero (curve 2 in Fig. 4).

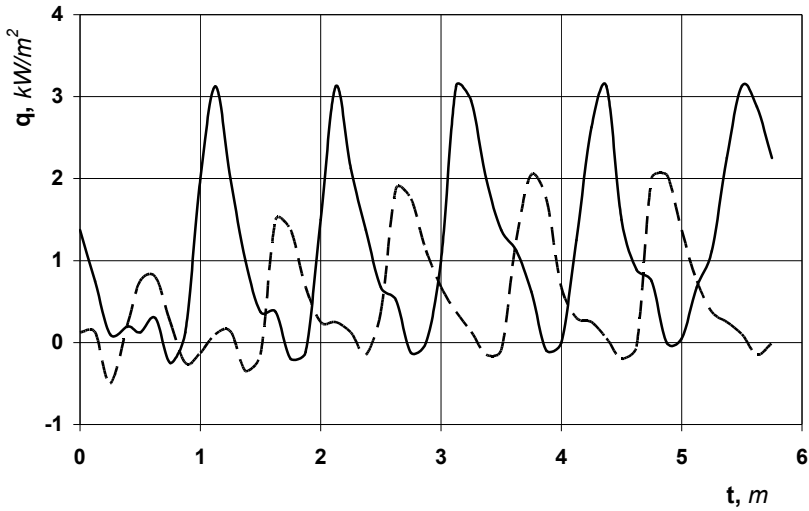


Fig. 3. The heat flux through the surface of the loafs (1) and a depth of 2.5 mm (2) before investigation.

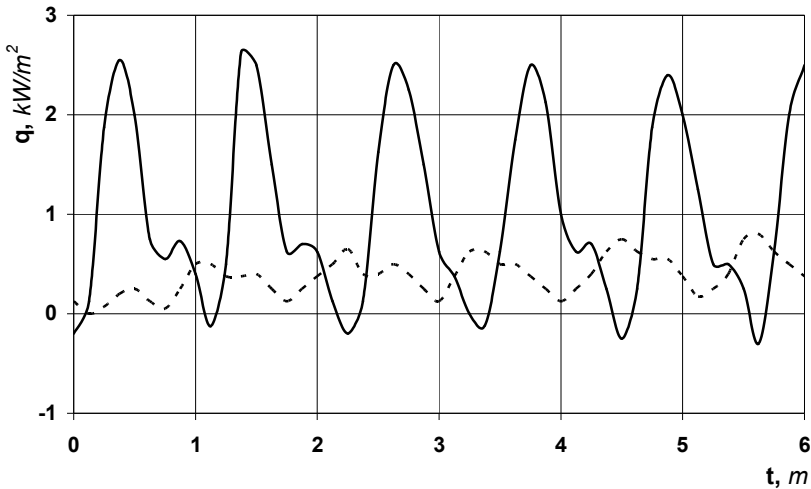


Fig. 4. The heat flux through the surface of the loafs (1) and a depth of 2.5 mm (2) after the selection of the parameters of rational roasting.

The maximum heat flux (and with it the total energy consumption) is reduced by 15-20 %. Thus, a direct measurement of the density of heat flow can develop rational modes of heat treatment of food products and identify features of thermal energy transfer that are not available in the measurement of temperature.

This is because the heat flux is determined not by the temperature at the point of product, but its gradient at this point in accordance with the first Fourier law

$$q = -\lambda \text{grad}(t) = -\lambda \frac{dt}{dn}, \quad (1)$$

where λ - thermal conductivity of the product, W/(m·K), n - the direction of heat transfer. The minus sign means that the vectors of the heat flux q , W/m² and the temperature gradient $grad(t)$, K/m, oriented in opposite directions. In other words, the temperature shows only potential of heat energy and density of the heat flow - direction and the intensity of its transfer.

Conclusion

If the heat treatment in the ballast heat flows relatively easy to fight, then the cooling process is necessary to make special arrangements. Thus, in the case considered cheese ripening heat removal was performed using a compressor refrigeration system and maintain the coolant temperature at $10 \pm 0,25$ °C thermostatic device produced. Reducing the temperature control range would reduce the amount of heat ballast, but would be reduced in proportion and amount of heat withdrawn per cycle "on-off". However, the cycle time would be reduced, which would lead to more rapid wear of chiller parts. The only side effect of reducing the useful range of temperature control is to reduce the thickness of the surface layer of cooled material, in which the alternating heat transfer.

The ideal solution to eliminate ballast flow of heat using compressor chillers is the availability of products in the treatment chamber buffer capacity - room, where the air is well mixed. If this is not possible, you need to install a thermostatic switch as far as possible from the chilled goods. Established fact that the possibility of ballast heat flows - one more argument in favor of a change to absorption chillers with heat recovery, the potential of which is large enough for any food enterprises, including dairy and cheese factory.

Regardless of which system is used of heat Abstraction, it is necessary to avoid inflow of fresh air into the cooling and freezing food, the heat leakage through the fence refrigerating compartment post including burning electrical lamps, because all this is a source of ballast heat flows.

References

1. McGee H. (1988), *On food and cooking*, Macmillan P.C., New York.
2. Cherniushok O.A., Kochubei-Lytvynenko O.V., Skarboviichuk O.M., Fedorov V.H. (2011), Zviazok tekhnolohichnykh i teplofizychnykh kharakterystyk molochnykh produktiv, *Kharchova promyslovist*, 10-11. pp. 42-45.
3. Skarboviichuk O.M., Kochubei-Lytvynenko O.V., Cherniushok O.A., Fedorov V.H. (2012), *Khimichni sklad i fizychni kharakterystyky molochnykh produktiv. Dovidnyk*, Kyiv.
4. Fedorov V.H. , Kepko O.I. , Skarboviichuk O.M. (2013), Osoblyvosti okholodzhennia syru pid chas dozrivannia, *Pishchevaia nauka i tekhnologiya*, 4(25), pp. 114 – 115.
5. Boz Z., Uyar R., Erdoğan F. (2014), Heat treatment of foods | Principles of Canning, *Encyclopedia of Food Microbiology (Second Edition)*, pp. 160-168.
6. David Hammond (2015), 6 - Heat treatment of insect pests in food materials and other fresh produce, *Heat Treatment for Insect Control*, pp. 55-59
7. Nicorescu I., Vial C., Loisel C., Riaublanc A., Djelveh G., Cuvelier G., (2010), Influence of protein heat treatment on the continuous production of food foams, *Food Research International*, 43(6), pp. 1585-1593

8. Maria M. Gil, Pedro M. Pereira, Teresa R.S. Brandão, Cristina L.M. Silva, Alain Kondjoyan, Vassilis P. Valdramidis, Annemie H. Geeraerd, Jan F.M. Van Impe, Steve James (2006), Integrated approach on heat transfer and inactivation kinetics of microorganisms on the surface of foods during heat treatments—software development, *Journal of Food Engineering*, 76(1), pp. 95-103
9. Mansel W. Griffiths, Markus Walkling-Ribeiro (2014), Chapter 7 - Pulsed Electric Field Processing of Liquid Foods and Beverages, *Emerging Technologies for Food Processing (Second Edition)*, pp. 115-145.
10. Volodymyr Telychkun, Evgeny Shtefan, Yuliya Telychkun (2012), The mathematical simulation of heat-mass transfer in bread baking process, *Journal of Food and Packaging Science, Technique and Technologies*, 1(1), pp. 53-58.
11. Rozzi S., Massini R., Paciello G., Pagliarini G., Rainieri S., Trifirò A. (2007), Heat treatment of fluid foods in a shell and tube heat exchanger: Comparison between smooth and helically corrugated wall tubes, *Journal of Food Engineering*, 79(1), pp. 249-254
12. Fumiyuki Kobayashi, Masaki Sugiura, Hiromi Ikeura, Michio Sato, Sachiko Otake, Masahiko Tamaki (2014), Comparison of a two-stage system with low pressure carbon dioxide microbubbles and heat treatment on the inactivation of *Saccharomyces pastorianus* cells, *Food Control*, 46, pp. 35-40
13. Gayán E., García-Gonzalo D., Álvarez I., Condón S. (2014), Resistance of *Staphylococcus aureus* to UV-C light and combined UV-heat treatments at mild temperatures, *International Journal of Food Microbiology*, 172, pp. 30-39.

Наукове видання

Ukrainian Journal of Food Science

**Volume 2, Issue 1
2014**

**Том 2, № 1
2014**

*Рекомендовано вченою радою
Національного університету
харчових технологій
Протокол № 2 від 3.09.2014 р.*

Адреса редакції:

Національний університет харчових технологій
Вул. Володимирська, 68
Київ
01601
Україна

E-mail:

Ukrfoodscience@meta.ua

Підп. до друку 3.09.2014 р. Формат 70x100/16.
Обл.-вид. арк. 14.04. Ум. друк. арк. 14.63.
Гарнітура Times New Roman. Друк офсетний.
Наклад 100 прим. Вид. № 02н/14. Зам. №

НУХТ 01601 Київ-33, вул. Володимирська, 68

Свідоцтво про державну реєстрацію
друкованого засобу масової інформації
КВ 19324-9124Р
видане 23 липня 2012 року.